

The Alicia Prone Stander



The **Alicia Prone Stander** is designed to be easy to use and not take up a lot of space while providing comfortable upright positioning for young children. The child is always at the lowest possible position while the stander is adjusted up or down to fit their height. The combination of adjustments and supports as well as the options of the **Posterior Pelvic Support Gate**, and the **Back and Head Support Extensions** provide the child with whatever amount of help they need to experience weight bearing in a standing position.

OPTIONS

- Available in three sizes: **(APS1)** **(APS2)** **(APS3)**
- Posterior Pelvic Support Gate (PPSG)** Height and depth adjustable hinged gate provides firm posterior support and makes transfers easier for caregivers
- Inset Activity Box (ACTBX)** Inset plastic tub for tray with clear plastic cover
- Back Support Extension (BKSE1)** Flat pad extends above posterior gate up to 9"
- Back and Head Support Extension (BKSE2)**

FEATURES

- Stander adjusts from 90° to 60°
- Tray is height and angle adjustable
- Basic stander includes four lateral supports, two 2" straps, contoured knee supports, shoe holders, tray, and locking casters



Prone stander with **Posterior Pelvic Support Gate (PPSG)**



Prone stander with **Inset Activity Box (ACTBX)**



Prone stander with **Back and Head Support Extension (BKSE2)**



Prone stander with **Back Support Extension (BKSE1)**

SPECIFICATIONS

| | (APS1) | (APS2) | (APS3) |
|--|---------------|-------------------|---------------|
| -Footrest to top of chest board | 22" to 29" | 27" to 37" | 36" to 45" |
| -Width between laterals | 6 1/2" to 9" | 7 1/2" to 10 1/2" | 8 1/2" to 12" |
| -Tray size | 22" X 22" | 22" X 23" | 22" X 25" |
| -Base--width X length (fully extended) | 24" X 32" | 25" X 34" | 30" X 45" |

Supine Stander



The Prospect Designs **Supine Stander** is a versatile, easy to adjust option for children who need supported upright weight bearing and for whom prone standing is not appropriate. The child is always positioned at the lowest possible height regardless of their size and the stander "grows" up with the child. The wide range of angle adjustment allows the stander to be positioned nearly horizontal while placing the child in the stander. The stander can then be easily raised to the desired angle for the child to bear weight.



Large Supine Stander (fully reclined) **(SS2)**
with Contoured Headrest, Chest Harness, and lateral knee supports

FEATURES

-Basic stander includes: two pairs of lateral supports (for the trunk and the hips), one 2" velcro strap for either hip or trunk laterals, sectional back pads, posterior knee pads with padded strap, shoe holders and locking casters



Small Supine Stander (SS1)
with Contoured Headrest, Chest Harness



Lateral Knee Supports (LKS)
with Standard Posterior Pads and Straps



Standard Posterior Knee Pads and Straps

OPTIONS

- Available in two sizes: **(SS1)** **(SS2)**
- Adjustable lateral knee supports **(LKS)**
- Chest Harness **(CHS)** or **(CHS2)**
- 45° Shoulder protractors (*see accessories*)
- Headrest (*see accessories*)

SPECIFICATIONS

| | (SS1) | (SS2) |
|--|---------------|--------------|
| -Footrest to top of main supine board | 27" to 36" | 35" to 45" |
| -Range of recline angle | 90° to 5° | 90° to 25° |
| -Width between laterals | 6 1/2" to 11" | 8" to 13" |
| -Width of main supine board | 15" | 17" |
| -Base--width X length (fully extended) | 24" X 36" | 27" X 36" |

Adjustable Tilt in Space Chair



The **Adjustable Tilt in Space Chair** offers a range of sizes and options that provide supported seating for children with a wide variety of needs. The chair can be adjusted from fully upright to approximately a 40 degree tilt. The footrest, seat depth, and back height are all adjustable for growth.



FEATURES

-Basic chair includes; locking casters, adjustable height footrest, seat cushion with slight anti-thrust wedge, back pad, adjustable hip and trunk guides, and seat belt



15" High Back Chair (TS15-HB)
with Strap on Contoured Headrest , Chest Harness, Abductor, Shoe Holders

15" Low Back Chair (TS15-LB)
with Height Adjustable Contoured Headrest , Chest Harness, Shoe Holders

OPTIONS

- Available in three sizes
(TS13) (TS15) (TS17)
- Choice of low back **(LB)** or high back **(HB)**
- Removable round abductor **(ABD)**
- Adjustable angle back **(AAB)**
(allows up to a 15° recline)
- Chest harness (*see accessories*)
- 45° Shoulder protractors (*see accessories*)
- Shoe holders (*see accessories*)
- Headrest (*see accessories*)
- Adjustable armrests (*see accessories*)
- Tray (*see accessories*)

SPECIFICATIONS

| | (TS13) | (TS15) | (TS17) |
|---------------------------|---------------|---------------|---------------|
| -Seat depth | 6" to 12" | 8" to 14" | 10" to 16" |
| -Seat to footrest | 6" to 12" | 8" to 14" | 10" to 16" |
| -Seat height from floor | 17" | 19" | 21" |
| -Height of back from seat | | | |
| <i>Low Back</i> | 13" to 16" | 15" to 18" | 17" to 20" |
| <i>High Back</i> | 22" to 25" | 24" to 27" | 26" to 29" |
| -Width between laterals | 6" to 10" | 7" to 12" | 9" to 14" |
| -Base | 24" X 18" | 24" X 18" | 25 1/2 X 20" |

Classroom Positioner Chair



As the name suggests the **Classroom Positioner Chair** was originally conceived for use in school settings where it can be easily adjusted for use at most child sized desks and tables. It has proven to be equally adaptable and popular for use at home. The seat, back, and footrest are all independently adjustable for height, depth and angle. This allows for a wide range of positioning options depending on the child's individual needs. A unique aspect of this design is the ability to set the contoured seat cushion at up to 20° anterior tilt as well as level or a posterior tilt. The anterior tilt can often be used to tilt the child's pelvis forward and thereby encourage more correct back posture and improve upper extremity function and head control. As always an experienced therapist or certified rehab technology specialist should be involved in the determination of appropriate fitting and use of the chair.



Classroom Positioner Chair (CPC29)
with; Footsurface with Shoe holders, Chest Harness



Tilt in Space Base (TPC29)
with Shoe holders, Chest Harness, Contoured Headrest

FEATURES

- The basic chair includes a contoured seat cushion with seat belt, back pad, lateral supports and locking casters
- Seat and back are independently adjustable for height, depth and angle



Classroom Positioner Chair (CPC29)
with; Footsurface with Shoe holders, Chest Harness, Clip on Tray

OPTIONS

- Available in three sizes: **(CPC25) (CPC29) (CPC33)**
- Footsurface with Shoe Holders **(FS1) or (FS2)**
- Chest Harness **(CH1) or (CH2)**
- Tilt in Space Base **(TPC25) (TPC29) (TPC33)**
This option changes the base to give the ability to tilt the chair up to 25°. The footsurface is standard on this chair. All other features remain the same, although this base raises the height of the chair 2". (The additional height plus any tilt of the chair may limit its use at classroom tables or desks.)
- Shoe Holders for TPC (*see accessories*)
- 45° Shoulder Protractors (*see accessories*)
- Headrest (*see accessories*)
- Tray (*see accessories*)
- Armrests (*see accessories*)

SPECIFICATIONS

| | (CPC25) | (CPC29) | (CPC33) |
|--------------------------------|------------|------------|------------|
| Seat to Floor | 12" to 17" | 14" to 20" | 15" to 22" |
| Seat to Footrest | 6" to 12" | 8" to 15" | 10" to 17" |
| Seat Depth | 6" to 13" | 8" to 15" | 12" to 17" |
| Seat to Top of Back | 11" to 15" | 13" to 17" | 16" to 20" |
| Width between Lateral Supports | 7" to 11" | 7" to 11" | 9" to 13" |

Classroom Positioner Desk/Stander



Desk/Stander

The **Classroom Positioner Desk/Stander** is a dynamic addition to the Classroom Positioner Chair. It provides the seated child with an angle and height adjustable desk surface. Additionally, the desk can be raised and moved away to allow the child to come to a supported standing position. The child can experiment with the sit to stand movement or be encouraged to remain standing. The optional **Posterior Pelvic Support** may be used to help maintain the standing position.

FEATURES

- Adjustable knee block
- Multi-adjustable desk surface
- Lateral pelvic pads for standing position
- Latches securely to Classroom Positioner Chair



Kayla seated at the Desk/Stander



Desk/Stander with **Posterior Pelvic Support (PPS)**

OPTIONS

- Available in two sizes:
 - (DS1)** for CPC25 and CPC29
 - (DS2)** for CPC33
- Posterior Pelvic Support **(PPS)**

SPECIFICATIONS

| | (DS1) | (DS2) |
|--------------------------|--------------|--------------|
| -Height | 21" to 30" | 35" to 45" |
| -Desk Top width X length | 24 X 21" | 24 X 22" |
| -Base--width X length | 21" X 23" | 23" X 24" |



Kayla standing at the Desk/Stander

Accessories

Trays

Two styles of trays are used on our chairs and supine standers. The choice is determined by whether or not Adjustable Armrests (**AR**) have been added to the equipment. When there are no armrests the Clip On Tray (**TRC**) must be used. When armrests are added the Slide On Tray (**TRS**) must be used. The size of the tray varies depending on which chair or stander is being used.



Classroom Positioner Chair with
Slide On Tray (**TRS**)



Classroom Positioner Chair with
Clip On Tray (**TRC**)

Armrests

Adjustable armrests (**AR**) can be added to any of our chairs and supine standers. They are angle adjustable and may be flipped back completely out of the way. Their height is adjusted by their placement in the series of mounting holes on the chair or stander.



Shoe Holders

There are three sizes of **Shoe Holders** available for all chairs and standers. All sizes have a 2" high rigid plastic heel cup and velcro straps.

SH1 2 1/2" wide X 6" long

SH2 3" wide X 7 1/2" long

SH3 3 1/2" wide X 8 1/2" long



Accessories

Shoulder Protractors

Shoulder Protractor pads are available in two sizes for use on all chairs and supine standers. They are mounted in the same horizontal slots as the standard lateral supports but are at a 45 degree angle. They are useful for blocking unwanted upper extremity extension.

The small size (**SHPRS**) is recommended for the Small Supine Stander (SS1) and for the smallest Adjustable Tilt In Space chair (TS13)

The large size (**SHPRL**) is recommended for all other chairs and the Large Supine Stander (SS2)



Headrests

A variety of headrest options are available for use on any of our chairs and supine standers. Choose between our contoured headrest, flat headrest, or flat pad with adjustable laterals. Each of these may then be mounted on either the adjustable height or the adjustable height and depth hardware.

Headrest Mounting Options



Contoured Headrest with **Adjustable Height and Depth Mounting (CH-ADH)**



Contoured Headrest with **Adjustable Height Mounting (CH-AH)**

Headrest Options



Contoured Headrest (CH-)



Flat Headrest (FH-)

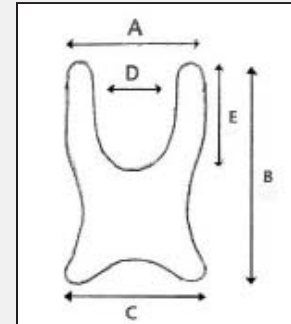


Flat Headrest with Laterals (FHL-)

Accessories

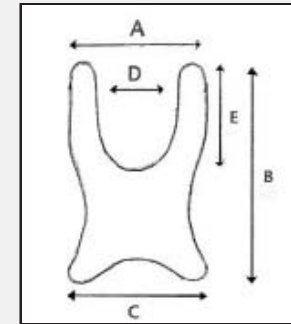
Chest Harnesses

The Standard Style Harness (**CH**) comes in three sizes. The size is determined by the size of the chair unless otherwise specified. They are made with a sewn vinyl cover over flexible neoprene padding with four side release buckles. This is the standard harness used on the Classroom Positioner Chair and the Adjustable Tilt In Space Chair with the low back option.



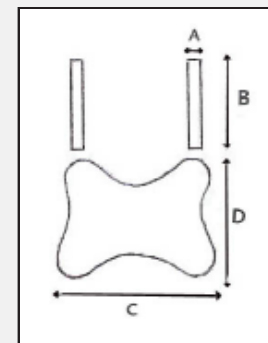
| | CH | CH1 | CH2 |
|---|-----|---------|--------|
| A | 7" | 8" | 9 1/2" |
| B | 11" | 12 1/2" | 6" |
| C | 6" | 7" | 8" |
| D | 4" | 5" | 6" |
| E | 7" | 8" | 10" |

The Supine Style Harness (**CHS**) comes in two sizes and is used on the two sizes of Supine Stenders. It is very similar to the Standard Style except that the two upper straps use velcro and a D-ring rather than the side release buckle. This allows the strap to be fed through slots in the supine board if the child's shoulder height is lower than the top of the stander.



| | CHS | CHS2 |
|---|--------|--------|
| A | 7 1/2" | 8" |
| B | 12" | 14" |
| C | 6 1/2" | 7 1/2" |
| D | 4 1/2" | 5 1/2" |
| E | 7" | 8" |

The High Back Style (**CHTS**) comes in three sizes and is used on the three sizes of the Adjustable Tilt In Space Chair with the high back option. The shoulder portion of this harness is separate from the chest piece which allows the shoulder straps to be mounted on the face of chair back. These shoulder straps are made of a soft Dartex fabric over neoprene padding. All four straps are secured with side release buckles.



| | CHTS1 | CHTS2 | CHTS3 |
|---|--------|--------|--------|
| A | 1 3/4" | 1 3/4" | 1 3/4" |
| B | 10" | 10" | 10" |
| C | 6" | 7" | 8" |
| D | 4" | 5 1/2" | 7 1/2" |